



Australian
National
University

A

FINANCIAL
SNAPSHOT


U

N



Contents

- 1 Vice-Chancellor's introduction
- 2 ANU overview
- 3 ANU community
- 5 2010 snapshot
- 6 2010 financial achievements
- 7 2010 finances (consolidated)
- 9 Abridged financial results



Financial strength Snapshot of ANU finances



Welcome to the first financial strength snapshot of The Australian National University finances.

ANU is a leader in intensive education and research for Australia and a gateway to the best thinking and expertise around the world.

Our people have a strong track record of success and achievement. This record would not be possible without an equally strong culture of responsible financial management.

Our strong financial position allows us to support research that goes beyond conventional thinking, to create learning opportunities that equip students with knowledge and confidence, and to renew and improve infrastructure for the ANU community and its partners.

You can see the strength of ANU in our 2010 financial statements. For the first time, consolidated income totalled just over A\$1 billion and net assets increased to over A\$1.8 billion. In 2010 we also retained a AA+ credit rating from Standard and Poor's.

This snapshot highlights key 2010 outcomes and provides an insight into the finances that support ANU. We look forward to helping you learn more about and engage with Australia's national university.

Professor Ian Young
Vice-Chancellor and President
The Australian National University

ANU overview

ANU is a national asset that connects the best Australian thinking, expertise and learning.

The University takes this knowledge to the world and brings the world's best back home. As a result, ANU has won wide recognition as a place of intensive research and education.

ANU people are sharing ideas and expertise with partners in industry, government and not-for-profit organisations.

The University is a respected voice in Australia's national conversation, shaping policy and equipping leaders with knowledge and confidence.

Structure

ANU is made up of seven academic colleges covering arts and social science; Asia and the Pacific; business and economics; engineering and computer science; law; medicine, biology and the environment; and maths and physical sciences.

Other centres at ANU include the Australian National Institute for Public Policy, the National Security College and the National Centre for Indigenous Studies.

Connections

The main ANU campus is in Australia's capital city, Canberra, only minutes away from the seat of government and other national institutions.

ANU has strong relationships with other universities around Australia and with leading places of research and learning around the world.

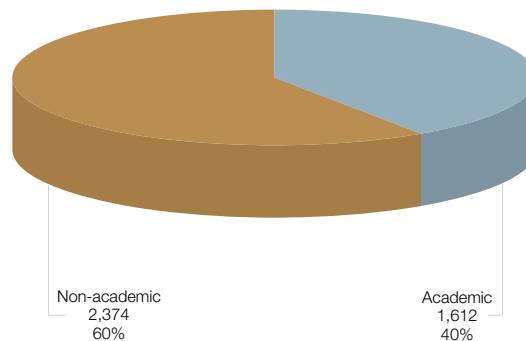
Origins

ANU is the only Australian university created by an Act of the Commonwealth Parliament.

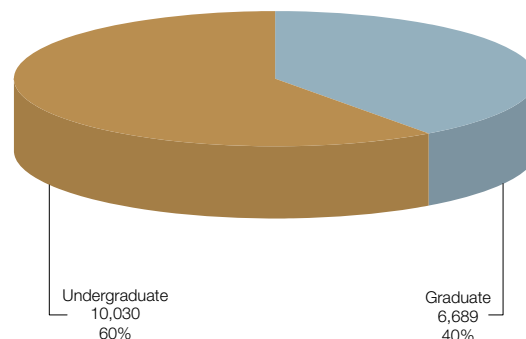
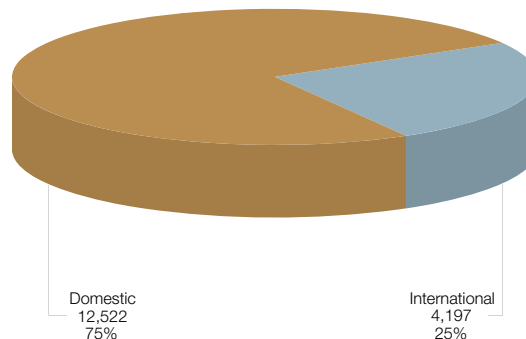
The University was founded in 1946 to expand Australia's understanding of itself in the world, contribute to economic development and build social cohesion.

ANU community

Staff



Students



2010 snapshot

1 ERA* shows that **94%** of ANU researchers work in fields that ERA rated above or well above world standard

*The Excellence in Research for Australia Initiative

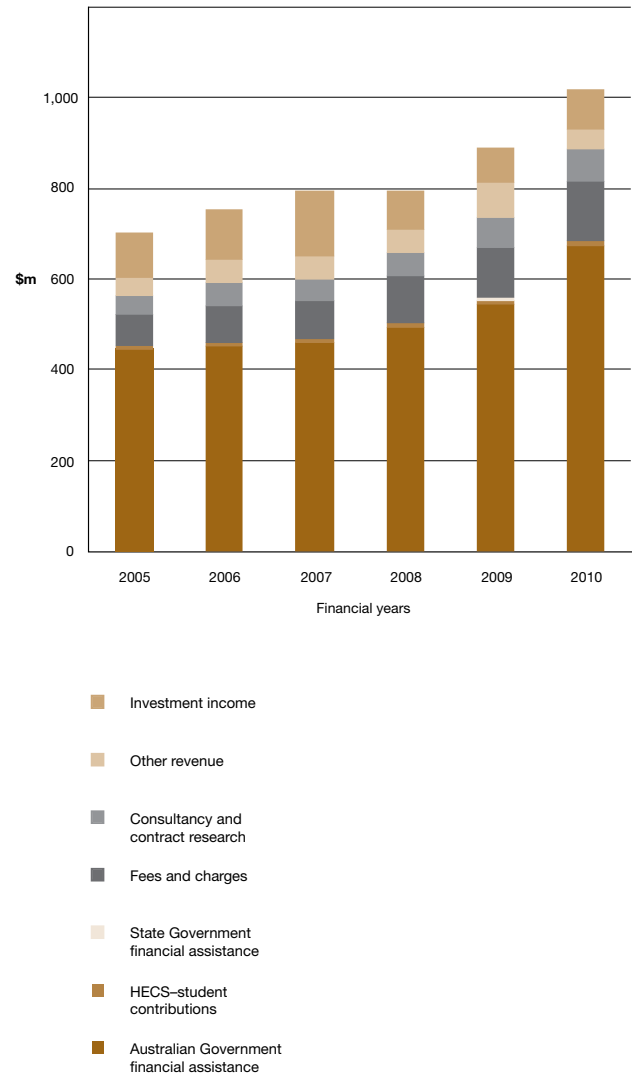
ANU was ranked 43rd in the world in the <i>Times Higher Education's</i> world university rankings	43	ANU was ranked the top Australian university in the Shanghai Jiao Tong world university rankings	top	28% of higher degree by research students at ANU came from overseas
28	40% of ANU students were enrolled at graduate level	40	27% of undergraduate (PhB) students continued to undertake higher degree research	27
38% of domestic undergraduate students at ANU came from outside the ACT and its region	38	Five ANU staff were admitted to the national academies		271 ANU staff were current members of national academies
271	ANU staff won over \$96 million in research grants and consultancies	won	83% of ANU academic staff held a PhD degree	83
Around 80% of ANU core operating income was expended on research	core	31 international delegations, 15 Heads of Diplomatic Missions, 26 Federal politicians 59 VIP events	VIP	3,837 students lived in student residences at ANU

2010 financial achievements

\$2.75 billion	Total asset value	\$1.02 billion	Total income
Total financial assets	\$1.20 billion	Total research income	\$485.59 million
\$1.55 billion	Total non-financial assets	\$228.41 million	Total teaching income
Total net assets	\$1.85 billion	Total capital funding	\$104.09 million
\$202.19 million	Working capital	\$89.17 million	Total investment income

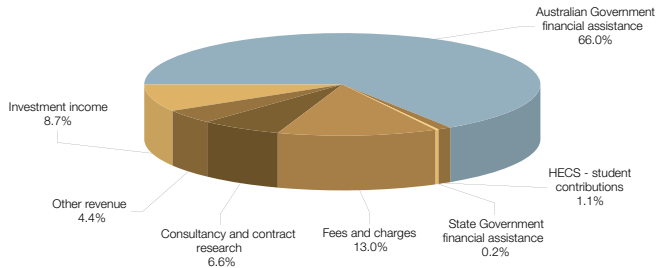
2010 finances (consolidated)

Analysis of revenues 2005–2010

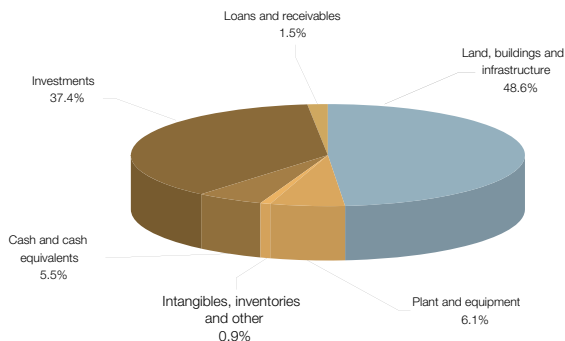


Abridged financial results

2010 revenues



2010 total assets



Financial performance (consolidated)

	2010	2009
	\$'000	\$'000
Income		
Total revenue	1,000,570	875,503
Total other income	19,281	14,478
Total income	\$1,019,851	\$889,981
Expenses		
Employees	454,492	401,866
Services	313,806	278,712
Other	107,549	139,538
Total expenses	\$875,847	\$820,116
Operating result before income tax	\$144,004	\$69,865
Income tax benefit/(expense)	(2,161)	(611)
Operating result	\$141,843	\$69,254
Total other comprehensive income	(4,013)	160,075
Total comprehensive income/(loss) for the period	\$137,830	\$229,329

Financial position (consolidated)

	2010	2009
	\$'000	\$'000
Assets		
Financial assets	1,202,741	1,150,185
Non-financial assets	1,546,284	1,372,971
Total assets	\$2,749,025	\$2,523,156
Liabilities		
Payables	68,146	76,963
Financial liabilities	184,830	113,965
Provisions	642,802	616,811
Total liabilities	\$895,778	\$807,739
Net assets	\$1,853,247	\$1,715,417

Cash flow (consolidated)

	2010	2009
	\$'000	\$'000
Operating activities		
Received	1,032,057	897,147
Used	822,306	749,702
Net cash from operating activities	\$209,751	\$147,445
Investing activities		
Received	441,264	1,477,214
Used	737,557	1,581,153
Net cash from investing activities	(\$296,293)	(\$103,949)
Financing activities		
Proceeds from borrowings	72,000	-
Repayment of borrowings	(1,135)	(2,593)
Net cash from financing activities	\$70,865	(\$2,593)
Net increase (decrease) in cash held	(\$15,677)	\$40,903
Cash and cash equivalents at 1 January	166,804	125,901
Cash and cash equivalents at 31 December	\$151,127	\$166,804

FURTHER INFORMATION

www.anu.edu.au

Annual report: anu.edu.au/publications

Government, industry
and not-for-profit partnerships:
innovation.anu.edu.au

